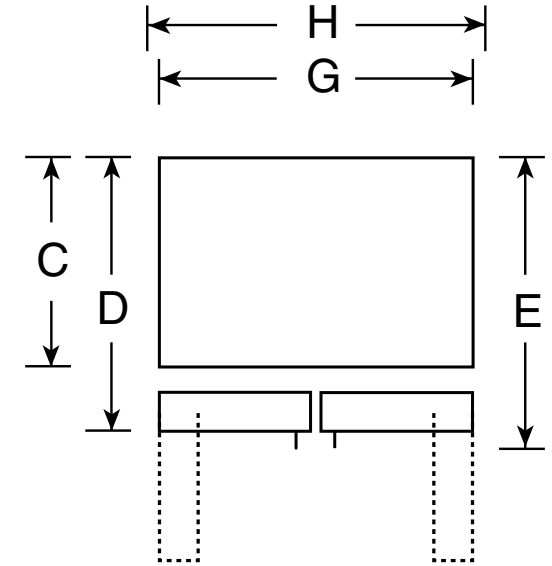
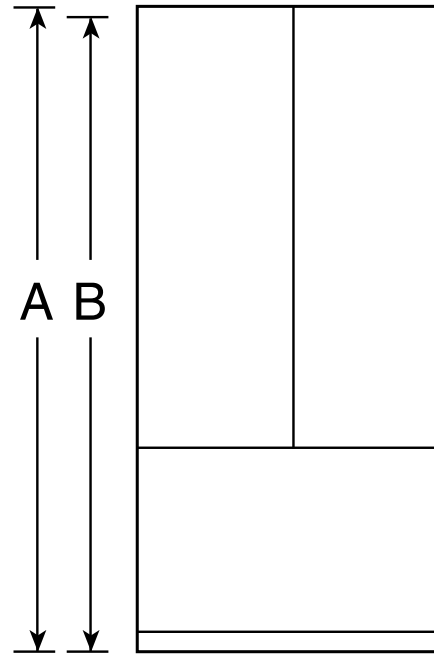


# CFE28TSH

## GE Cafe™ Series ENERGY STAR® 28.6 Cu. Ft. French-Door Ice & Water Refrigerator

### Dimensions and Installation Information (in inches)

Overall Dimensions	Height to top of hinge (in.) <b>A</b>	69-7/8
	Height to top of case (in.) <b>B</b>	69
	Case depth without door (in.) <b>C</b>	29-3/8
	Case depth less door handle (in.) <b>D</b>	35-1/4
	Case depth with door handle (in.) <b>E</b>	36-1/4
	Depth with fresh food door open 90° (in.) <b>F</b>	48-3/8
	Width (in.) <b>G</b>	35-3/4
	Width with door open 90° inc. door handle (in.) <b>H</b>	44-3/4
Air	Each side (in.)	1/8
	Top (in.)	1
	Back (in.)	2



For answers to your Monogram,® Cafe™ Series, Profile™ Series or GE® appliance questions, visit our website at [geappliances.com](http://geappliances.com) or call GE Answer Center® service, 800.626.2000.



imagination at work



Listed by  
Underwriters  
Laboratories



As an ENERGY STAR® partner, GE has determined that this product meets the ENERGY STAR guidelines for energy efficiency.

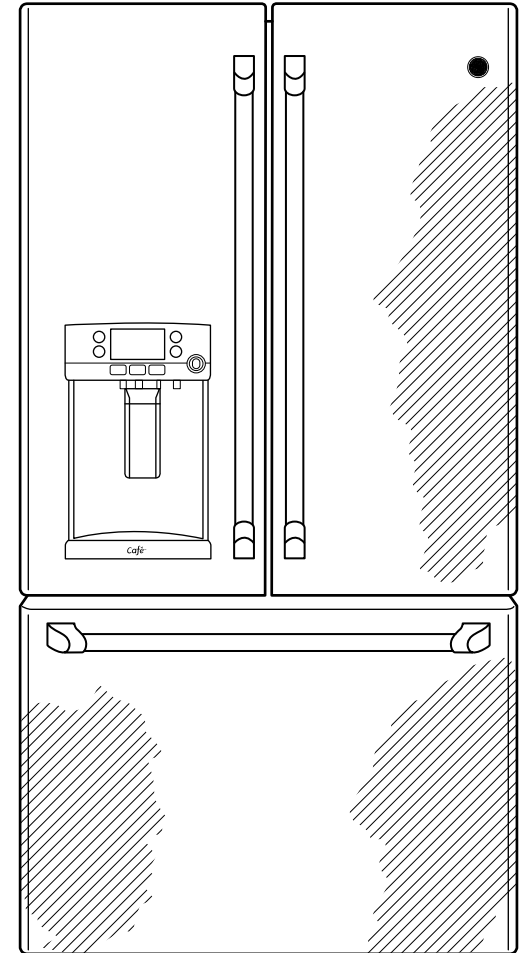
Specification Revised 7/14

# CFE28TSH

## GE Café™ Series ENERGY STAR® 28.6 Cu. Ft. French-Door Ice & Water Refrigerator

### Features and Benefits

- Hot water dispenser - Lets you choose your own temperature or from one of the 4 pre-programmed settings to simplify hot food and drink preparation
- Precise Fill - Dispenses filtered water in accurate measurements for easy food and drink preparation
- Full-width electronic temperature-controlled drawer with colored LED lights - 3 accurate settings deliver the optimal temperature for your favorite foods, while colored lights indicate the chosen setting
- TwinChill™ evaporators - Separate climates in the fresh food and freezer sections help keep foods fresh
- Showcase LED lighting - Positioned throughout the interior and under fresh food doors to spotlight foods inside the refrigerator and in the freezer
- Stainless steel Café™ dispenser with pullout tray - Offers professional style and an extra-tall dispenser to easily fill large containers
- Drop-down tray - Allows for extra door storage when you need it and tucks away when you don't
- Color LCD screen with photo upload - Add a personal touch when you upload photos to the color LCD display from your flash drive
- Advanced water filtration uses RPWFE replacement filter - Removes trace pharmaceuticals from water and ice
- Model CFE28TSHSS - Stainless steel



imagination at work



As an ENERGY STAR® partner, GE has determined that this product meets the ENERGY STAR guidelines for energy efficiency.

Specification Revised 7/14